

A man in a dark suit holding a bouquet of flowers stands behind a woman in a white blazer who is seated at a white-clothed table. They are outdoors in front of a modern glass skyscraper. The Nokia 9300 logo is in the top left.

# NOKIA 9300

0590679  
Issue 1 EN

Nokia and Nokia Connecting People are registered trademarks of Nokia Corporation

# Nokia 9300 Downloading Contacts to Nokia 616 Car Kit

## Legal Notice

Copyright © Nokia 2005. All rights reserved.

Reproduction, transfer, distribution or storage of part or all of the contents in this document in any form without the prior written permission of Nokia is prohibited.

Nokia and Nokia Connecting People are registered trademarks of Nokia Corporation. Other product and company names mentioned herein may be trademarks or trade names of their respective owners.

Nokia operates a policy of continuous development. Nokia reserves the right to make changes and improvements to any of the products described in this document without prior notice.

Under no circumstances shall Nokia be responsible for any loss of data or income or any special, incidental, consequential or indirect damages howsoever caused.

The contents of this document are provided "as is". Except as required by applicable law, no warranties of any kind, either express or implied, including, but not limited to, the implied warranties of merchantability and fitness for a particular purpose, are made in relation to the accuracy, reliability or contents of this document. Nokia reserves the right to revise this document or withdraw it at any time without prior notice.

# Downloading Contacts

This document describes how to download contacts from a Nokia 9300 device to a Nokia 616 Car Kit when using a Bluetooth connection and the Bluetooth SIM Access Profile mode (remote SIM access). It is also possible to use the Bluetooth Hands-free Profile mode; for more information, see the Nokia 616 Car Kit User Guide.

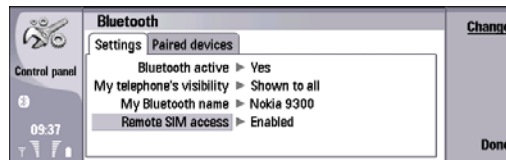
To be able to download the contacts, you must have the following:

- A Nokia 9300.
- A Nokia 616 Car Kit installed.

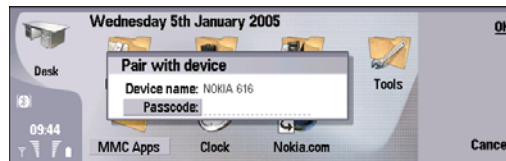
## Downloading contacts for the first time

- 1 Switch on the Nokia 9300, including the cover phone.
- 2 In the Nokia 9300, select **Desk**→ **Tools**→ **Control Panel**→ **Connections**→ **Bluetooth**.

Set a Bluetooth name for the Nokia 9300, and enable Bluetooth and remote SIM access. If there is an existing pairing with a Nokia 616 Car Kit, remove it.



- 3 Switch on the Nokia 616 Car Kit. If this is the first time you are using the Nokia 616 Car Kit, select a language. After this, select to use the remote SIM access, and start to search for available Bluetooth devices. In the list of found devices, scroll and select your Nokia 9300. The Bluetooth connection requires a separate, 16-character passcode. When requested, enter the 16-character passcode in the Nokia 9300. You get the passcode from the Nokia 616 Car Kit.



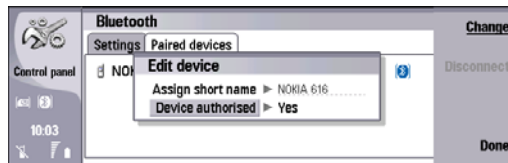
Next, the Nokia 9300 asks if you want to accept a Bluetooth connection from the Nokia 616 Car Kit. When you accept it, the Nokia 9300 goes to the remote SIM access mode indicated by a SIM icon next to the Bluetooth icon and an icon showing that there is no network connection in the Nokia 9300.



If PIN code request is on in the Nokia 9300, the Nokia 616 Car Kit asks you to enter it. Enter the PIN code, and if you do not want to enter it again, select to save the remote PIN code. Note that this is a security issue. For more information, see the Nokia 616 Car Kit User Guide.

- 4 When the Nokia 616 Car Kit asks if you want to download contacts from the mobile phone, **answer No**.
- 5 In the Nokia 9300, return to the **Bluetooth** menu and go to the **Paired devices** page. Edit the pairing with the Nokia 616 Car Kit and set it as **authorised**. This

simplifies using the remote SIM access mode in the future.



- 6 In the Nokia 616 Car Kit, select **Menu**→ **User data**→ **Settings for User 1**→ **Download settings**→ **Download from**, and select to download from the phone memory, from the SIM card, or from both locations.
- 7 In Nokia 616 Car Kit, select **Menu**→ **User data**→ **Download contacts**.  
After the download is complete, you see a short notice in the Nokia 9300 and on the display of the Nokia 616 Car Kit.

## Downloading contacts later

To download contacts to Nokia 616 Car Kit any time after the initial setup, do the following:

- 1 Switch on the Nokia 9300, including the cover phone.
- 2 Switch on the Nokia 616 Car Kit.
- 3 Make sure the Nokia 616 Car Kit connects to the the Nokia 9300, and that the Nokia 9300 goes to the remote SIM access mode. This is indicated by the SIM

icon and by the icon showing that there is no network connection in the Nokia 9300.



- 4 In the Nokia 616 Car Kit, select **Menu**→ **User data**→ **Download contacts**.



**Note:** Contacts are downloaded from the selected memory (phone memory, SIM card, or both). To change this setting, see step 6 in "Downloading contacts for the first time".

## Troubleshooting

If the contact download fails, do the following:

- 1 Remove the Bluetooth pairing in the Nokia 9300.
- 2 Remove the Bluetooth pairing in the Nokia 616 Car Kit:
  1. Switch off the Nokia 616 Car Kit.
  2. Insert the SIM card into the SIM card reader of the Nokia 616 Car Kit.
  3. Restart the Nokia 616 Car Kit, and select **Use car SIM for this session** during the startup.
4. After the Nokia 616 Car Kit has logged onto the network, select **Menu**→ **Bluetooth**→ **View paired devices**.

5. Select the Nokia 9300 from the list of paired devices and press the wheel button.
6. Select **Delete pairing** and confirm the deletion.
7. Switch off the Nokia 616 Car Kit and remove the SIM card. The Bluetooth pairing is now removed.
- 3 Insert the SIM card into the SIM card slot of the Nokia 9300 and switch on the device.
- 4 Restart the Nokia 616 Car Kit by turning off the power of your car and then turning it back on.
- 5 Recreate the pairing as instructed above in "Downloading contacts for the first time".