



## Quick Guide for Typical Setup installation in the Nokia Data Suite 3.0

First, please read the " Quick Guide to installing the Nokia Data Suite 3.0 ", which is the basic installation instructions and hardware & software requirements.

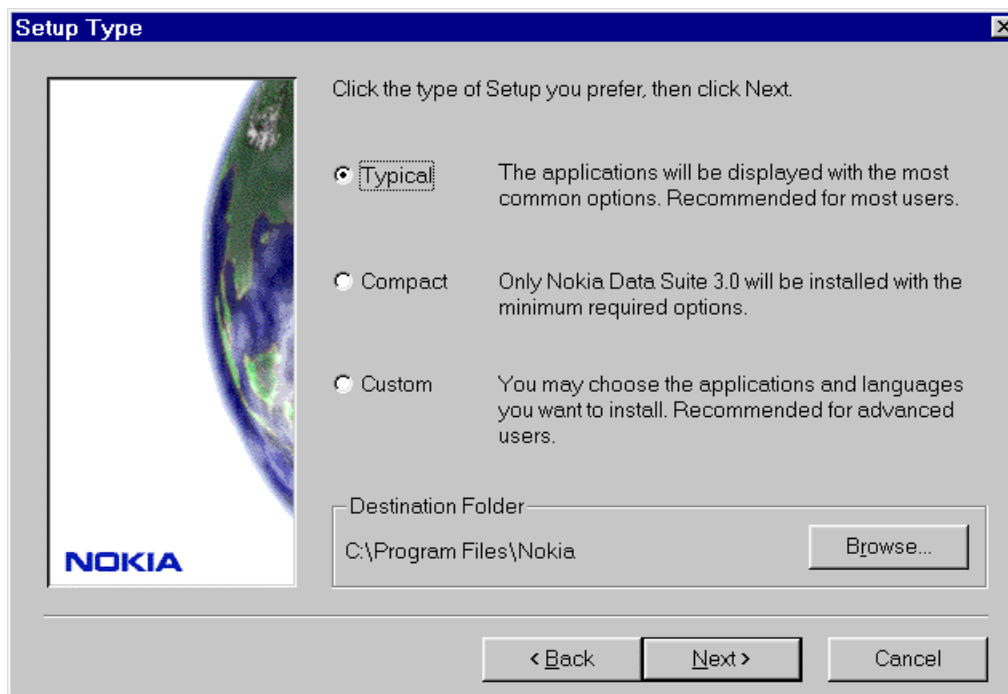
### Typical Setup installs;

Nokia Data Suite, PC Composer, PC Graphics, PC Restore and two languages:  
English and the current Windows Language if available

The default installation directory is C:\program Files\Nokia

If you want to install the program to another directory, click **Browse...**

Click **Next** to continue



- Make sure the phone is properly connected to the computer with the DAU-9 serial cable
- Click **Next** when the connection is ready



Setup is now searching for the COM-port where the phone is connected

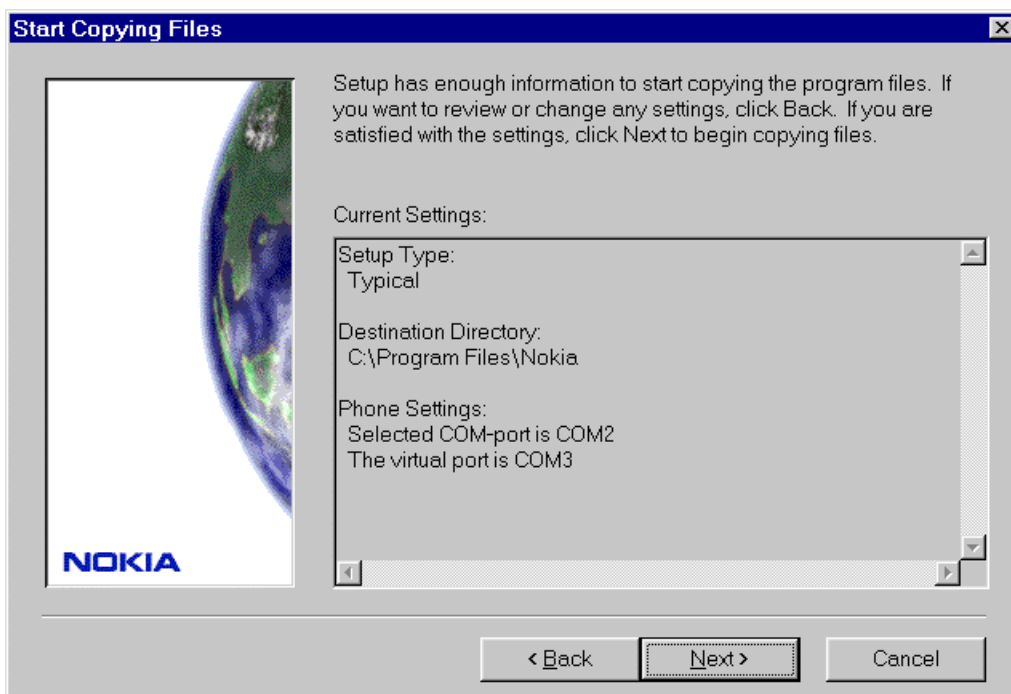


# NOKIA

- If Setup found your phone, click **Next** to continue
- If Setup did not find your phone, check that the phone is properly connected to the PC and click **Next** to redetect the COM-port
- If Setup still doesn't find the phone, select the right port manually until it is found

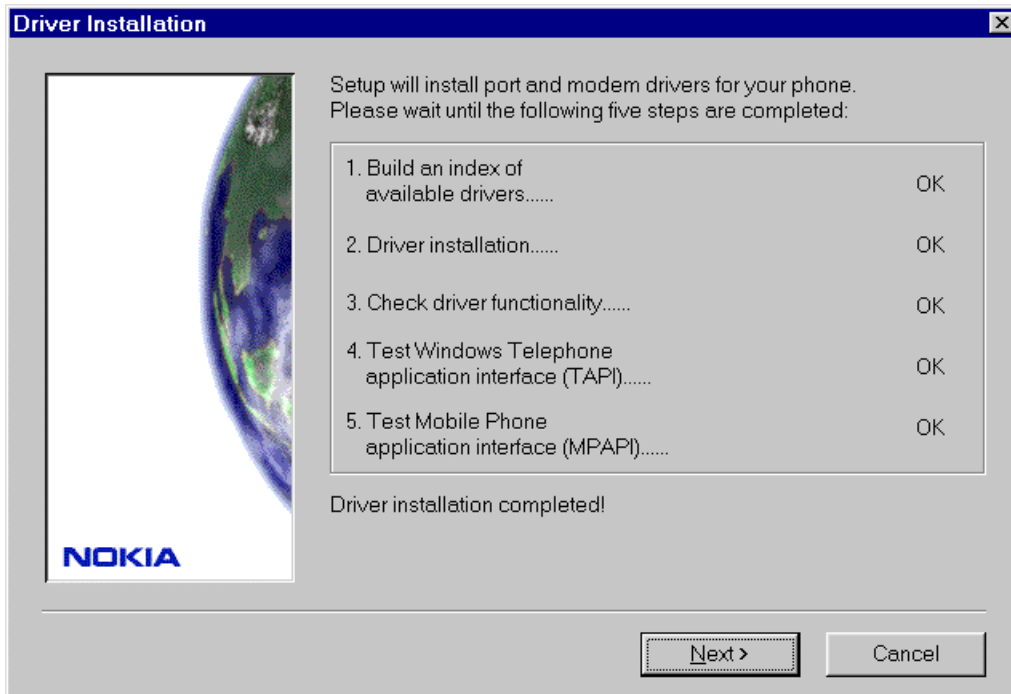


- Setup is ready to start copying the program files
- Click **Next** if you are satisfied with the settings



# NOKIA

- Setup installs the virtual port and modem drivers for your phone
- When installed, "OK" appears next to each item
- If one or more tests failed, check that the phone is properly connected to the PC and click **Retest**
- When the Driver installation is completed, click **Next**



- In the next Window enter your user information and click **Next**
- Remove any disks from their drives and click **Finish** to complete the Setup
- Before using the program you must restart the computer

## LEGAL NOTICE

Copyright © Nokia Mobile Phones 2000. All rights reserved.

Reproduction, transfer, distribution or storage of part or all of the contents of this document in any form without the prior written permission of Nokia is prohibited.

Nokia and Nokia Connecting People are registered trademarks of the Nokia Corporation. Other product and company names mentioned herein may be trademarks or tradenames of their respective owners.

Nokia operates a policy of continuous development. Therefore, we reserve the right to make changes and improvements to any of the products described in this document without prior notice.

Under no circumstances shall Nokia be responsible for any loss of data or income or any special, incidental, consequential or indirect damage howsoever caused.

The contents of this document are provided "as is". Except as required by the applicable law, no warranties of any kind, either express or implied, including, but not limited to, the implied warranties of merchantability and fitness for a particular purpose, are made in relation to the accuracy, reliability or contents of this document. Nokia reserves the right to revise this document or to withdraw it at any time without prior notice.