



This Quick Guide is a generic guide for all Nokia 88xx series and 8210 phones. When you are asked to select the modem you will see *Nokia *****, please select one of the following:

Nokia 8810	Nokia 8810
Nokia 8850	Nokia 8850
Nokia 8210	Nokia 8210

Quick Guide to Installing your Nokia Phone to Work as a Data/Fax modem in Win95/98

1. Installing and setting up

First you have to download the modem *.inf* file from <http://www.forum.nokia.com> or if you have the Nokia 8850 you will find that modem *.inf* file on the CD-ROM enclosed with the sales package.

After you have found the *.inf* file for your Nokia phone go to *My Computer – Control Panel – Modems* (Figure 1).

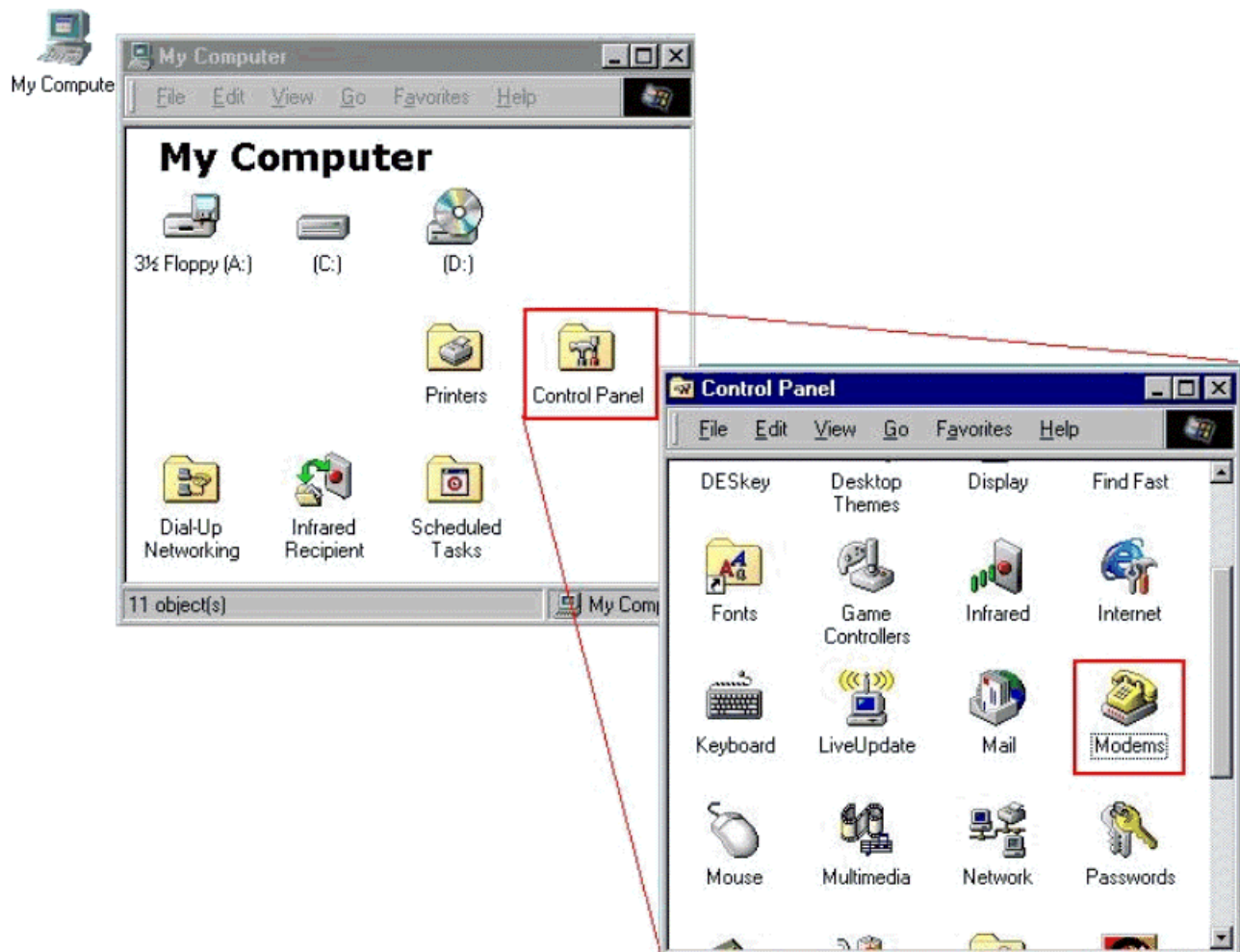


Figure 1. Entering Modems to add a new modem.

Double click on the *Modems* icon to enter *Modems Properties* to add a new modem and after that click on Add... (Figure 2) and follow the instructions (Figures 3-12).

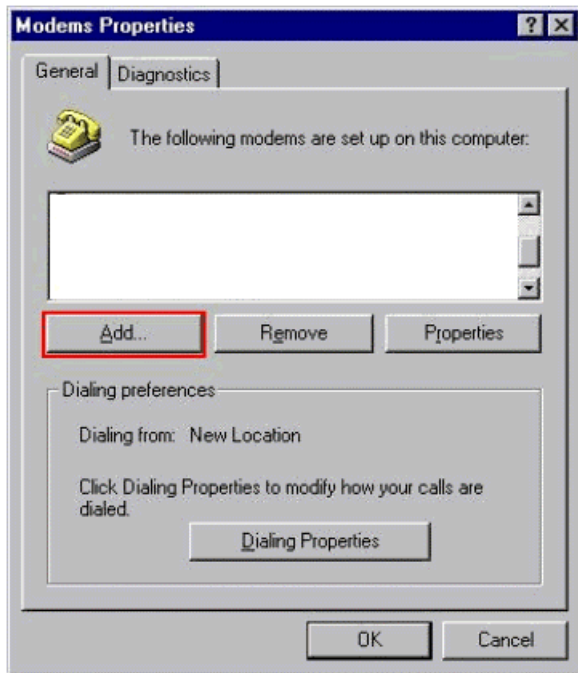


Figure 2. Adding a new modem.



Figure 3. Click on Other and select Next >.

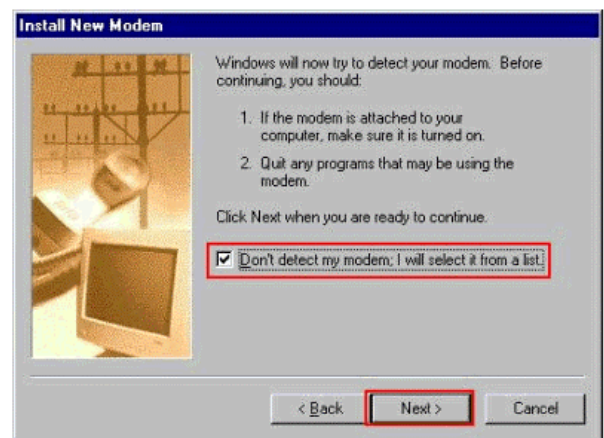


Figure 4. Click on Don't detect... and select Next >.

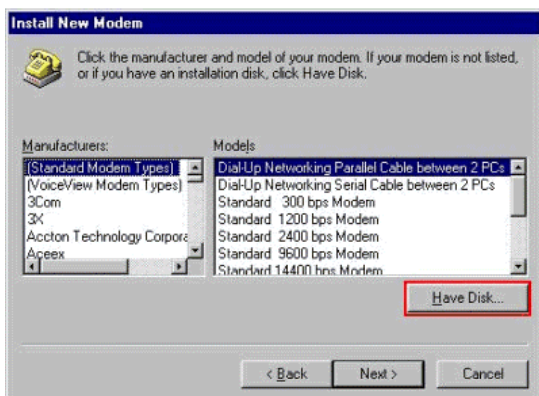


Figure 5. Click on Have Disk... and select Next >.



Figure 6. Click on Browse... and select Next >.

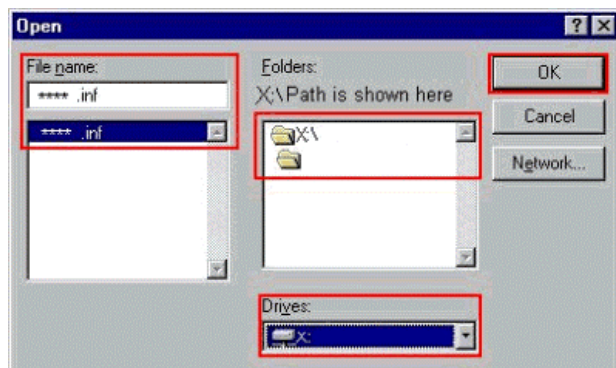


Figure 7. Find the .inf file and click OK.

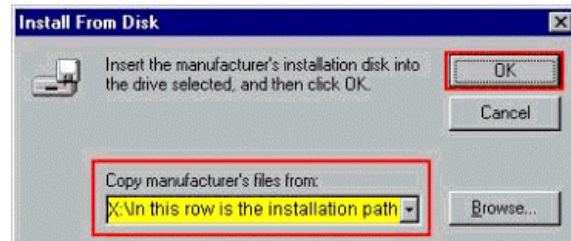


Figure 8. Click OK.

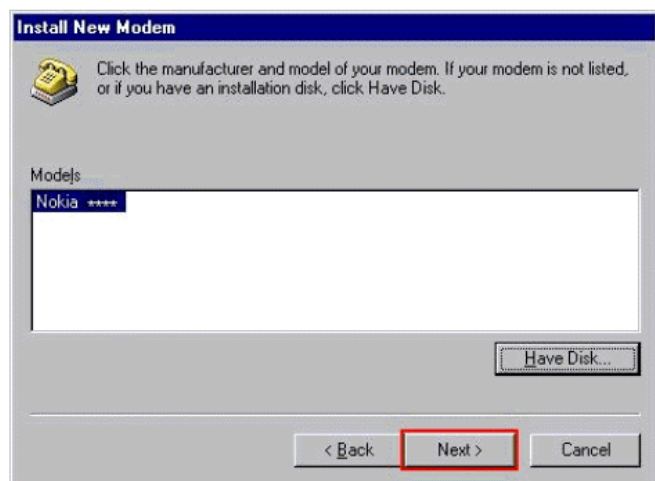


Figure 9. Click Next >.

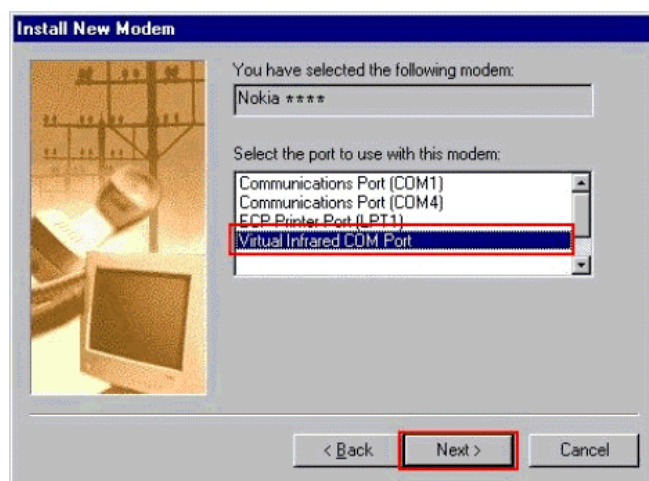


Figure 10. Select Virtual Infrared COM Port and select Next >.



Figure 11.

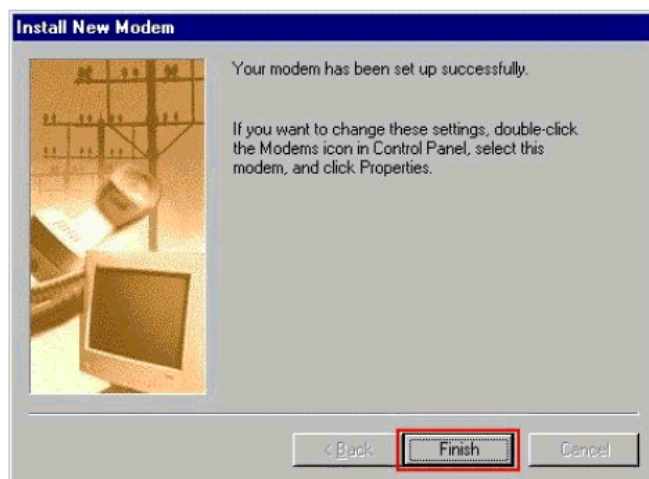


Figure 12. Click Finish.

You have now successfully installed a new modem in Windows. Just restart your computer and your new modem is ready for use.

LEGAL NOTICE

Copyright © Nokia Mobile Phones 2000. All rights reserved.

Reproduction, transfer, distribution or storage of part or all of the contents of this document in any form without the prior written permission of Nokia is prohibited.

Nokia and Nokia Connecting People are registered trademarks of the Nokia Corporation. Other product and company names mentioned herein may be trademarks or tradenames of their respective owners.

Nokia operates a policy of continuous development. Therefore, we reserve the right to make changes and improvements to any of the products described in this document without prior notice.

Under no circumstances shall Nokia be responsible for any loss of data or income or any special, incidental, consequential or indirect damage howsoever caused.

The contents of this document are provided "as is". Except as required by the applicable law, no warranties of any kind, either express or implied, including, but not limited to, the implied warranties of merchantability and fitness for a particular purpose, are made in relation to the accuracy, reliability or contents of this document. Nokia reserves the right to revise this document or to withdraw it at any time without prior notice.